



INFORMATION REPORT
Corporate Services Commission, Financial Services

395 Mulock Drive
P.O. Box 328
Newmarket, ON L3Y 4X7

www.newmarket.ca
mmayes@newmarket.ca
905.953-5300 ext. 2102

April 18, 2017

CORPORATE SERVICES INFORMATION REPORT – FINANCIAL SERVICES 2017-17

TO: Mayor Tony Van Bynen and Members of Council
SUBJECT: 2016 Capital Carry-overs
ORIGIN: Director, Financial Services/Treasurer

In accordance with the Procedure By-law, any Member of Council may make a request to the Town Clerk that this Information Report be placed on an upcoming Committee of the Whole agenda for discussion.

COMMENTS


The 2016 capital expenditures budget totaled \$65,510,824. The actual expenditures were \$18,451,097; including \$2,279,719 for Station 4-5 land acquisition, \$1,486,486 for fire vehicle and equipment replacement, \$1,328,822 for Old Town Hall Restoration, and \$8,157,967 for road projects. A balance of \$29,967,952 is to be carried over into 2017, while \$11,737,685 is to be carried over into 2018. A net amount of \$5,354,450 is not being carried over due to cancelled projects and project savings.

Carry-overs are the transfer of the unspent portion of capital budgets, to the following year. As such, the expenditures and financing already have Council approval. The budget amounts carried over are combined with the “new” budget amounts and are reported on the financial statements.

Capital projects may be incomplete for a number of reasons, such as:

- 1) A multi-year project may have had all of its budget allocated to one year
- 2) There can be delays in getting approvals, external funding, utility or Regional clearances, or in awarding tenders
- 3) Re-prioritization

To begin the transition towards multi-year budgeting, carry-overs have been assigned to the year in which the project is reasonably projected to be undertaken. For this reason 28% of the carry-overs have been allocated to 2018. In future years we anticipate more extensive use of this practice.



Major projects being carried over to 2017 include:

- Road pavement, rehabilitation, and reconstruction projects - \$7,170,624;
- Water meter replacement program - \$6,589,213;
- Roywood area water main rehabilitation -\$1,500,000;
- Water & wastewater servicing study implementation- \$1,000,000
- Tom Taylor Trail – Davis Drive underpass - \$817,658;
- Tom Taylor Trail Tannery link connections- \$587,593;
- Community Centre Lands project - \$593,275;
- Community splash pad - \$1,500,000;
- Artificial turf sports field -\$1,000,000;
- Fire truck replacement - \$495,731.

Major projects being carried over to 2018 include:

- Millard Road reconstruction - \$2,400,000;
- Property acquisition along Holland River - \$3,063,255;
- Fire Station 4-5 design and construction -\$3,687,761;
- Fire Station 4-1 renovation -\$710,000;
- Replace fire truck 97-02 -\$800,000.

The Strategic Leadership Team (SLT) has done a preliminary review of the carry-over requests and will be doing a more detailed review later this year. There will be a report to Council with further adjustments to the carry-over amount. These adjustments will be reflected in the 2017 results and carry-overs. The report will also include recommendations on procedural changes.

BUSINESS PLAN AND STRATEGIC PLAN LINKAGES

This report links to Newmarket's key strategic directions in being Well Managed through fiscal responsibility.

CONSULTATION

The 2016 capital carry-over amounts are recommended by the departments that are managing the specific capital projects. The Strategic Leadership Team (SLT) has done a preliminary review of the carry-over requests and will be doing a more detailed review later this year.

HUMAN RESOURCE CONSIDERATIONS

Not applicable to this report.

BUDGET IMPACT

Operating Budget (Current and Future)


Not Applicable.

Capital Budget


An amount of \$29,967,952 is to be carried over into 2017 and \$11,737,685 is to be carried over to 2018. Funding is available for these carry-overs in accordance with the original budget.

CONTACT

For more information on this report, contact: Mike Mayes at 905-953-5300, ext. 2102 or via e-mail at mmayes@newmarket.ca



Mike Mayes, CPA, CGA, DPA
Director, Financial Services/Treasurer



Esther Armchuk, LL.B.
Commissioner, Corporate Services

MM/vl

Attachment:

- a) 2016 Capital Variances & Carry-overs Summary (1 page)

Town of Newmarket 2016 Capital Variances & Carryovers Summary

Commission / Department / Area	2016 Actual	2016 Budget	Variance	Cancel / Offset	Carryover to 2017	Carryover to 2018
General Government						
	626,392	4,595,931	3,969,539	268,455	511,129	3,189,955
Total	626,392	4,595,931	3,969,539	268,455	511,129	3,189,955
Corporate Services						
Information Technology	576,454	2,681,188	2,104,734	-	1,830,144	274,590
Legislative Services	773	11,544	10,771	-	10,771	-
Total	577,227	2,692,732	2,115,505	-	1,840,915	274,590
Community Services						
Recreation & Culture Services	194,696	1,027,012	832,316	494,561	337,755	-
Total	194,696	1,027,012	832,316	494,561	337,755	-
Development & Infrastructure Services						
Planning & Building	430,431	1,396,768	966,337	48,049	918,288	-
Roads	8,157,967	20,271,663	12,113,696	2,543,072	7,170,624	2,400,000
Water	514,022	10,236,186	9,722,164	265,422	9,456,742	-
Wastewater	20,949	786,039	765,090	441,190	175,000	148,900
Facilities	1,799,183	2,278,804	479,621	(1,042,598)	1,522,219	-
Parks	657,980	4,417,971	3,759,991	428,052	3,331,939	-
Trails	1,119,651	3,384,170	2,264,519	317,158	1,947,361	-
Other	499,781	2,050,809	1,551,028	198,399	1,352,629	-
Total	13,199,964	44,822,410	31,622,446	3,198,744	25,874,802	2,548,900
Library Services						
	86,613	930,674	844,061	(139,830)	527,412	456,479
Total	86,613	930,674	844,061	(139,830)	527,412	456,479
Central York Fire Services						
	3,766,205	11,442,065	7,675,860	1,532,520	875,579	5,267,761
Total	3,766,205	11,442,065	7,675,860	1,532,520	875,579	5,267,761
GRAND TOTAL	18,451,097	65,510,824	47,059,727	5,354,450	29,967,592	11,737,685